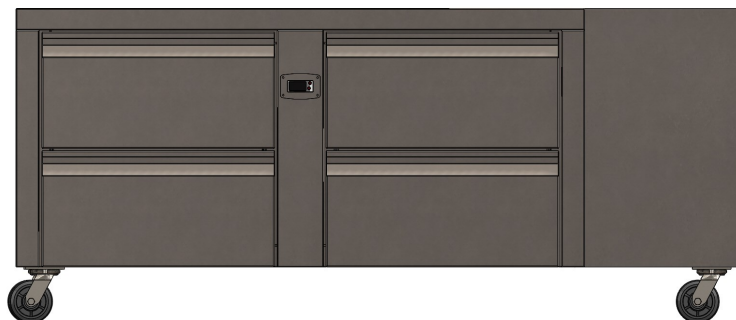




ITEM NO	
QUANTITY	
JOB NAME	
JOB NO	

EQUIPMENT BASE REFRIGERATED

SPECIFICATION SHEET



CP-EBR-DW-72
WITH SELF CONTAINED REFRIGERATION

AVAILABLE MODELS

WITH DOORS

- ☐ CP-EBR-36
- ☐ CP-EBR-48
- ☐ CP-EBR-60
- ☐ CP-EBR-72

WITH DRAWERS

- ☐ CP-EBR-DW-36
- ☐ CP-EBR-DW-48
- ☐ CP-EBR-DW-60
- ☐ CP-EBR-DW-72

STANDARD FEATURES

- Stainless steel interior and exterior
- LEED certified foamed in place high density polyurethane insulation
- Heavy duty 6" adjustable legs
- Digital temperature control
- Doors or drawers include full perimeter magnetic gaskets
- Stainless steel adjustable wire shelf included with door models
- Full extension slide assemblies included with drawer models
- Two year warranty: parts and labor
- Five year warranty: compressor

SPECIFICATIONS

CHAR® Products has over 20 years experience designing, engineering and manufacturing Refrigerated Equipment Bases. Our products reside all over the United States.

Contact our sales team if you require a custom Refrigerated Base solution for your project.

OPTIONS

- ☐ SELF-CONTAINED REFRIGERATION
- ☐ REMOTE REFRIGERATION
- ☐ R404a REFRIGERANT
- ☐ R134a REFRIGERANT
- ☐ FOUR 6" ROLLING CASTERS (TWO LOCKING)

** REFRIGERANT TYPE MUST BE SPECIFIED **

CONSULTANT APPROVAL:

NOTES:

DATE:



CHAR Products, LLC

Ph. 702-489-9888
Fax. 702-489-9898

1

Website: www.charprd.com
Email: info@charprd.com

2915 Losee Rd. Ste 106
N. Las Vegas, NV 89030

Printed in USA— Jan. 2020

© copyright 2020

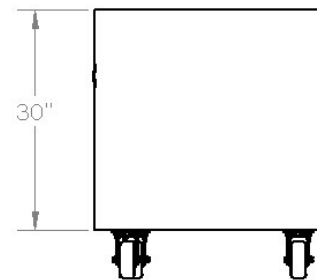
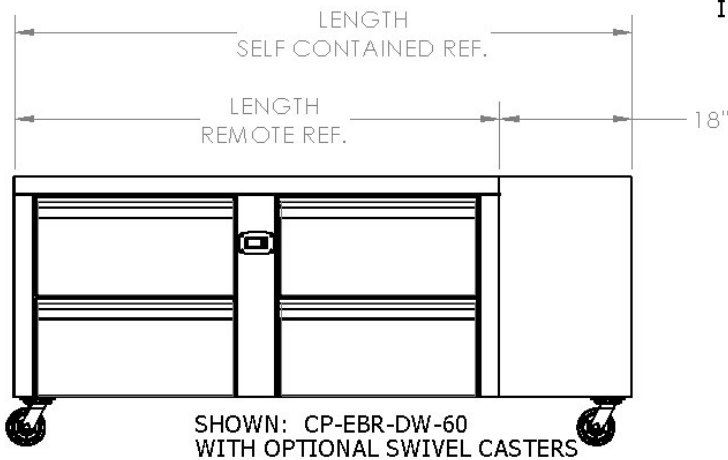


MODEL #	LENGTH	ELECTRIC	BTU H	SHIPPING WEIGHT EST.
CP-EBR-36	36"	120V-1PH-10A	1100	300 LBS.
CP-EBR-48	48"	120V-1PH-10A	1300	325 LBS.
CP-EBR-60	60"	120V-1PH-10A	1500	350 LBS.
CP-EBR-72	72"	120V-1PH-10A	1700	400 LBS.

MODEL #	LENGTH	ELECTRIC	BTU H	SHIPPING WEIGHT EST.
CP-EBR-DW-36	36"	120V-1PH-10A	1100	350 LBS.
CP-EBR-DW-48	48"	120V-1PH-10A	1300	375 LBS.
CP-EBR-DW-60	60"	120V-1PH-10A	1500	400 LBS.
CP-EBR-DW-72	72"	120V-1PH-10A	1700	450 LBS.



NOTE: THE NUMBER AND SIZE OF DRAWERS OR DOORS CHANGE WITH THE UNIT SIZE. ACTUAL DIMENSIONS WILL BE FINALIZED IN THE APPROVAL DRAWINGS.



INSTALLATION INSTRUCTIONS

1. Observe all local and national codes.
2. This appliance is manufactured for commercial use ONLY. It is NOT intended for residential indoor use.
3. We upgrade our products regularly and in doing so, materials, specifications, and model numbers are subject to change without notice.